

Speakers

XS-V1355G

5 1/4" 3-Way Speakers



XS-V1655G

6 1/2" 3-Way Speakers



XS-V6955G

6" x 9" 3-Way Speakers



- **XS-V1335G:** 5 1/4" Woofer; 1 1/2" HOP Mid; 7/16" Dome Tweeter; 150 W Max Input Power
- **XS-V1655G:** 6 1/2" Woofer; 2" HOP Mid; 1/2" Dome Tweeter; 190 W Max Input Power
- **XS-V-6955G:** 6x9" Woofer; 2 5/8" HOP Mid; 1" PEI Film Dome Tweeter; 220 W Max Input

- Highly Oriented Polyolefine Woofer Cone
- Center Run Mid/Tweeter Wiring
- Rubber Surround
- Built in 2-Way Crossover (V1655, V6955)
- Aluminum Die-Cast Frame

Specifications

Speakers

Coaxial 3-way
Woofer

XS-V1335G:

Woofer (frame): 15.2 cm (6 in.)
Cone Type
Midrange 4 cm (1 5/8 in.)
Cone Type
Tweeter 1.1 cm (7/16 in.)

XS-V1655G:

Woofer (frame): 16.5 cm (6 1/2 in.)
Cone Type
Midrange 5 cm (2 in.)
Cone Type
Tweeter 1.3 cm (1/2 in.)
Dome Type

XS-V6955G:

Woofer (frame): 17.3 x 24.8 cm
(6 7/8 x 9 7/8 in.) Cone Type
Midrange 6.6 cm (2 5/8 in.)
Cone Type
Tweeter 2.5 cm (1 in.)
Dome Type

Maximum input power **XS-V1335G:** 160 watts
XS-V1655G: 200 watts
XS-V6955G: 230 watts

Rated input power **XS-V1335G:** 35 watts
XS-V1655G: 50 watts
XS-V6955G: 60 watts

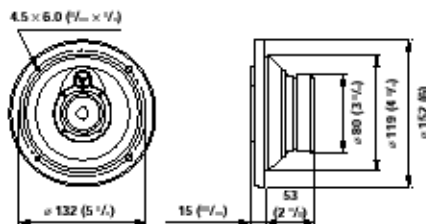
Impedance 4 ohms

Sensitivity **XS-V1335G:** 90dB/W/m
XS-V1655G: 90dB/W/m
XS-V6955G: 92dB/W/m

Frequency response **XS-V1335G:** 40-26,000 Hz
XS-V1655G: 30-26,000 Hz
XS-V6955G: 28-28,000 Hz

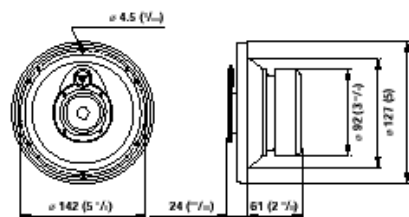
Weight (per speaker) **XS-V1335G:** Approx. 850 g (1 lb. 14 oz.)
XS-V1655G: Approx. 1.18 kg (2 lb.10 oz.)
XS-V6955G: Approx. 1.92 kg (4 lb. 4 oz.)

XS-V1355G



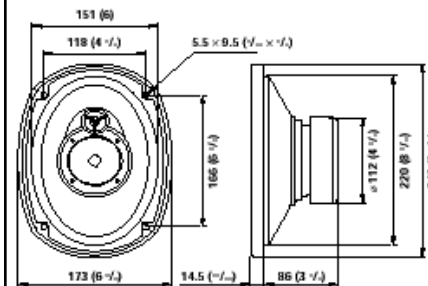
Mounting Depth: 53mm (2 5/8 in.)

XS-V1655G



Mounting Depth: 61 mm (2 1/2 in.)

XS-V6955G



Mounting Depth: 86 mm (3 1/2 in.)