


**AIBO Pal** Special Edition for ERS-310 Series/ERS-31L  
ERF-310AW09E [English Edition]

Quick Guide



Printed on recycled paper

Sony Corporation © 2002 Printed in Japan




**Start!**

Before playing with AIBO, insert the "Memory Stick" and battery pack correctly.

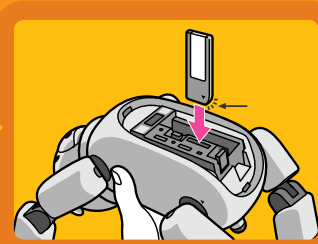
**Open the cover.**

Grasp AIBO securely by the body, turn it upside down, and remove the cover by pushing the ▲ mark toward the tail of AIBO.



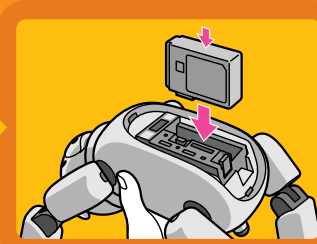
**Insert the "Memory Stick."**

Insert the supplied "Memory Stick" as far as it will go with the ▼ mark pointing downward and the rounded corner facing the tail.



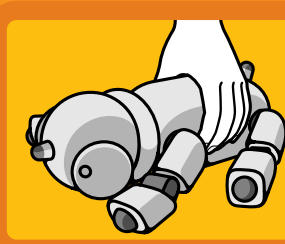
**Insert the battery pack.**

Insert the supplied battery pack in the direction of the arrow until it clicks into place, and then replace the cover.



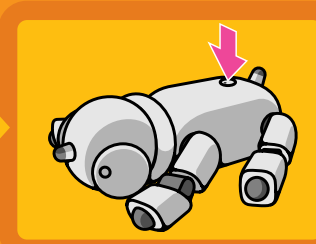
**Put AIBO down as shown below.**

Place AIBO in the posture shown below onto a flat, non-slippery floor or a carpet with a short nap.



**Press the pause button.**

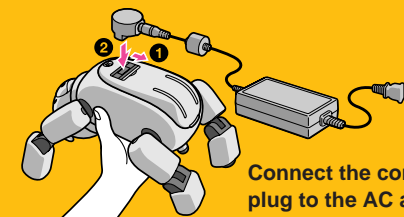
When you press the pause button on the back of AIBO, the back light lights up green. Wait for a while until AIBO starts to move under the control of the inserted AIBO-ware "Memory Stick."



**Charge the battery pack.**

Connect the AC adaptor conversion plug securely to the AC adaptor. Open the charging terminal shutter on the cover and insert the conversion plug into the charging terminal.


With the conversion plug attached, place AIBO on the stand, and then connect the AC adaptor to a wall outlet.



Connect the conversion plug to the AC adaptor.



Place AIBO on the stand.



Thank you



Let's play with AIBO!

**Playing with AIBO**

Entertainment Robot AIBO



**What can AIBO do in Autonomous mode?**

**Entering Happy mode**

(see page 21)



The horn light slowly flashes pink.

**Communication between AIBOs**

(see page 55)



The horn light slowly flashes light blue.

**Teaching the name**

(see page 58)



The horn light flashes blue.

**Taking a photo**

(see page 60)



The horn light flashes blue.

**Playing with the voice/sound of AIBO**

(see page 64)

**Entering Media link mode**

(see page 53)



The horn light slowly flashes yellow.

**Working as a watchdog during your absence**

(see page 67)



The horn light lights up green.

**What can AIBO do in Station mode?**

You can enjoy playing with the voice/sound of AIBO (see page 64) in Rest mode or Pick-up condition also.

**Modes and conditions of AIBO**

Entertainment Robot AIBO



**Autonomous mode**

AIBO moves around on its own: basic mode of AIBO Pal.



Push the tail switch in the front direction for 3 seconds.

Push the tail switch in the right direction for 3 seconds.

**Rest mode**

AIBO stops moving around.



**Pause mode (Inactive condition)**

Press the pause button located on the back of AIBO. AIBO is turned off.

The back light turns off.

Lift AIBO up or push its tail switch in the back direction for 3 seconds while lifting it up.

Place AIBO on the floor or push the tail switch in the front direction for 3 seconds after placing AIBO on the floor.

Say "Good night" to AIBO, or turn around the tail switch three times (in any direction).

Gently shake the body of AIBO.

Something is caught in any of AIBO's joints.

Push the tail switch in the front direction for 3 seconds.

**Pick-up condition**

When you lift up AIBO, it becomes still and quiet in this mode.



**Sleep mode**

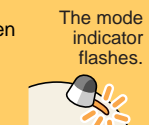
AIBO sleeps in this mode.

The back light slowly flashes green.



**Jam condition**

The joints of AIBO become loose when something gets caught in them.




Place AIBO on the Station.

Move AIBO from the Station.

Place AIBO on the Station.

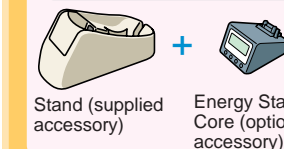
**Station mode**

AIBO plays even on the Station.



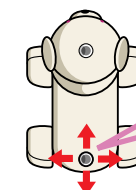
The mode indicator goes off.

**Station**



Stand (supplied accessory)

Energy Station Core (optional accessory)



Tail switch

Autonomous mode

Media link mode

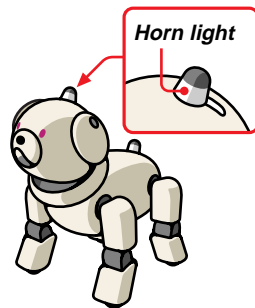
Rest mode

Pick-up condition (when lifted up)



**Horn light**

This horn light indicates the emotions of AIBO and if AIBO has found something.



**Emotions**

	<b>Green (brief flash)</b>		<b>(flashing slowly)</b>	Happy
	<b>Orange (brief flash)</b>		<b>(flashing slowly)</b>	Angry
	<b>Blue (brief flash)</b>		<b>(flashing slowly)</b>	Sad/ frightened
	<b>White (brief flash)</b>		<b>(flashing slowly)</b>	Bored
	<b>Blue/green (lights alternately)</b>		<b>(lights alternately)</b>	Surprised
	<b>Orange/green (lights alternately)</b>		<b>(lights alternately)</b>	Reluctant

**Discovery**


	<b>White (brief flash)</b>	AIBO heard your voice/ found a ball, and etc.
--	----------------------------	---

**Battery**

	<b>Blue (flashing slowly) (The mode indicator lights also.)</b>	The battery of AIBO grows weak.
	<b>Blue (flashing) (The mode indicator lights also.)</b>	The battery of AIBO has almost exhausted.

**Back light**

AIBO uses its back light to indicate its physical condition.



	<b>Green</b>	Active*
	<b>Orange</b>	Charging
	<b>Green (flashing slowly)</b>	Sleep mode
	<b>Orange (flashing)</b>	Charging irregularity
	<b>Off</b>	Pause mode

\* This back light lights up green also while AIBO is moving while being charged in Station mode.



**Calling AIBO's name or giving a name to AIBO**

**AIBO.**  
AIBO greets you when you call to it. Even after you give AIBO a different name, AIBO responds when you call "AIBO."

**Registered name (name you gave to AIBO).**

When you call out the name you gave to AIBO, it responds to the name.

**Registered owner's name (your name).**

AIBO is delighted when it hears the registered owner's name.

**Name registration.**

Give a name to AIBO (see page 58).

**What's your name?**

AIBO answers the name you gave to it in its own voice.

**Owner registration.**

Teach the owner's name (your name) to AIBO (see page 58).

**What's your owner's name?**

AIBO answers its owner's name (your name) in its own voice.

**Praising, scolding or encouraging AIBO**

**Good boy./Good girl./Good AIBO.**

These words are for praising AIBO. They have the same effect as when you praise AIBO by gently pushing its head downwards or turning around the tail switch.

**Don't do it./Don't do that.**

These words are for scolding AIBO. They have the same effect as when you scold AIBO by pushing its head upwards or pushing its tail switch quickly.

**Go for it.**

Say these words to encourage AIBO when it fails something. AIBO tries to do the failed activity in a better way.

**Be quiet.**

AIBO becomes quiet.

**How cute.**

AIBO is pleased but a little shy when it hears these words.

**Thanking/Apoloizing**

**Thank you./Thanks.**

Tell these words to AIBO when it acts as instructed properly.

**I'm sorry./I'm so sorry.**

**Greeting from you to AIBO**

**Good morning.**

When you say this to AIBO, it greets you cheerfully if it slept well, but will greet you sleepily if it did not sleep enough.

\*When AIBO is in Sleep mode, shake its body gently to wake it up before talking to it.

**Hello./Hi.**

**Good night.**

Say this to AIBO to have it sleep (that is, have it enter Sleep mode). AIBO may not sleep when it does not feel sleepy. When it sleeps well, it may wake up on its own.

**Bye bye./Good bye.**

AIBO may make a cheerful gesture indicating "good bye," or turn its back if it feels lonely.

**See you later.**

If you say this when you are to leave, AIBO waves its hand to see you off, and then starts sleeping until you come back.

**I'm here.**

AIBO welcomes you.


**Greeting from AIBO to you**

**Say hello.**

AIBO bows politely, and introduces itself to you.

**Shake./Shake hands.**

If you press AIBO's paw switch when you shake hands with AIBO, it is delighted. Otherwise, it feels sad.



**Asking AIBO a question**

**Are you bored?**

AIBO answers how its love instinct is now. If AIBO wants to play with you, it makes a gesture indicating, "Play with me." If it wants you to leave it, it turns its back.

**Are you alright?**

AIBO answers how its movement instinct is now. When AIBO is fine, it makes a gesture indicating, "Play with me." If it is tired, it sleeps.

**Sleepy?**

AIBO answers how its sleep instinct is now. When AIBO is sleepy, it yawns and sleeps. When it is not sleepy at all, it shows you how fine it is.


**Are you hungry?**

AIBO shows you how hungry it is (how much it has to be recharged) with its front leg (higher it raises the front leg, more power it has to be recharged).

**Taking a picture**

**Take a picture.**

AIBO takes a picture of the landscape it is seeing (see page 60).



**Working as a watchdog**

**Guard the house./Watch dog mode./Watch the house.**

AIBO starts working as a watchdog (see page 67).

**I'm here./That's it./All done.**

AIBO finishes working as a watchdog. If AIBO is sleeping, wake it up and then say these words (see page 68).

**What happened?**

AIBO answers whether it took a picture during your absence (see page 68).

**When AIBO is not paying attention...**

**Listen to me.**  
AIBO will become still and listen to you.

**Moving**

**Come here./Over here.**

AIBO comes to you. However, it may not recognize the correct direction depending on its surroundings or its current conditions.

**Stop.**

**Sit down.**

**Stand up.**

**Lay down.**

When AIBO is tired, it may not move as instructed.

**Walk around.**

AIBO starts exploring your room.

**Get up.**

If you tell AIBO these words when it feels sleepy, it looks around restlessly.

\*When AIBO is in Sleep mode, shake AIBO to wake it up, and then say these words.

**Go away.**

AIBO steps aside reluctantly. Tell AIBO "Thank you."

**Where's the ball?**

AIBO looks for the supplied pink ball. When AIBO finds the ball, it may run after the ball.


**Go forward.**

**Go back.**

**Go right./Turn right.**

**Go left./Turn left.**

**Kick the ball.**



**Dancing**

**Let's dance.**

AIBO shows you its joyful dance.

**Pose for me./Take a pose.**

Say these words to AIBO when you want to take a picture of you and AIBO. Click the shutter while AIBO pauses for about 3 seconds.

**Karate chop.**

**Show me something.**

AIBO does a variety of dances, but sometimes it may not...

**Communicating with another AIBO**

**Talk to your friend./Talk to your buddy.**

Tell these words to AIBO when you want to have AIBO communicate with another AIBO (see page 55).

**AIBO./That's it./All done.**

When you say this, AIBO stops communicating with another AIBO.

**Continue./Keep going.**

When you happen to interrupt communication between AIBOs, say these words to restart their communication.

**Watching DVDs or videos**

**Media link mode.**

AIBO enters Media link mode (see page 53).

**That's it./All done.**

AIBO quits Media link mode.

**Media link action.**

AIBO shows you the Media motions it has learned one after another.

**Playing with sounds**

**Play with sounds./Play sounds.**

- ▶ Mimicking
- ▶ AIBO humming
- ▶ AIBO melody
- ▶ AIBO step
- ▶ Sing a song

AIBO prepares for play activity using sounds.

**Let's play./Let's talk.**

AIBO starts mimicking in its own voice (see page 64).

**AIBO melody.**

Tell AIBO these words when you want to have AIBO emit a melody (see page 65).

**Change your sound.**

AIBO changes the current voice/sound/melody to another one while it is mimicking, emitting a melody, or making sounds while walking.

**AIBO step./Walk with sound.**

AIBO makes merry sounds as it walks (see page 66).

**Lalala.**

Tell AIBO this word when you want AIBO to hum this sound (see page 65).

**Sing a song./Sing for me.**

AIBO sings a joyful song when it is pleased, and a sad song when it feels sad (see page 66).

**That's it./All done.**

AIBO stops mimicking, emitting a melody, or making sounds while walking.

